

Applying through UCAS

Last updated April 2022

UCAS



By the end of this presentation, you will be able to:


- identify what resources are available to support you
- explain how to apply to a UK university or college
- list the dates you need to send your application by
- know how to follow your application and reply to offers



Starting your research

Register with the UCAS Hub to:

- explore careers, subjects, places, and apprenticeships
- find and favourite over 35,000 courses
- search for open days, online events and virtual tours
- turn predicted grades into UCAS Tariff points
- speak to those in the know using [Unibuddy](#)
- speak to career, higher education, and application specialists by attending the [Hub lives](#)
- take the [UCAS Quiz](#) to find your career matches
- start an application for 2023 entry (from May 2022)



Tools to help

FAVOURITES

TOP 5 COURSES UNI & COLLEGES LOCATIONS SUBJECTS PAGES

Industrial Design & Technology
Brunel University London

View all favourites

GO AND EXPLORE

Search and favourite courses

Search for courses, view your top five choices, and manage and edit your favourites.

[Go to my Hub](#)

EXPLORE YOUR FUTURE

COURSES FOR YOU RELATED SUBJECTS UNI & COLLEGES APPRENTICESHIPS

Chemistry
View 8 courses at your favourite uni & colleges

Agriculture and related sciences
View 27 courses at your favourite uni & colleges

Education
View 23 courses at your favourite uni & colleges

GO AND EXPLORE

Explore and favourite options

Explore and favourite subjects, locations, uni and colleges, and courses.

[Go to my Hub](#)

Tools to help

UCAS Hub lives

Join our [live sessions](#) hosted by expert panels.

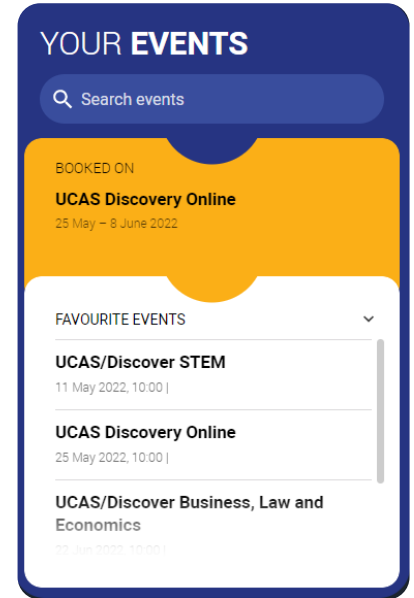
Ask questions to help you make an informed decision.



UCAS Discovery

Talk to subject and admissions experts, discover apprenticeships, find advice on applying, and more!

[Discover](#) a world of opportunities.




Tools to help

UCAS Quiz

Find job and career ideas matched to your personality.

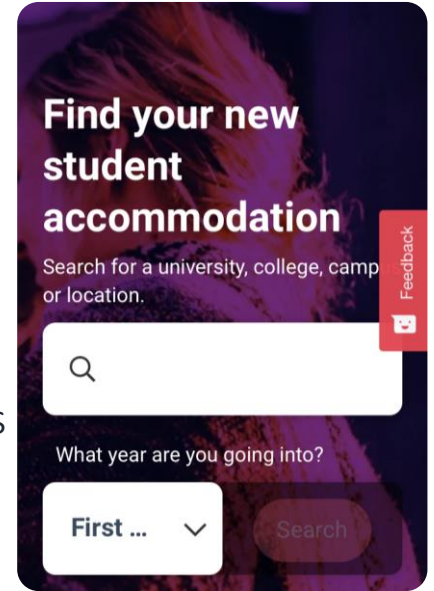
Plus a list of courses previous students studied in order to get there.



Accommodation

High on the list when considering where to study, but it's not always easy to compare what's on offer.

Understand what options there are using our [accommodation search](#).



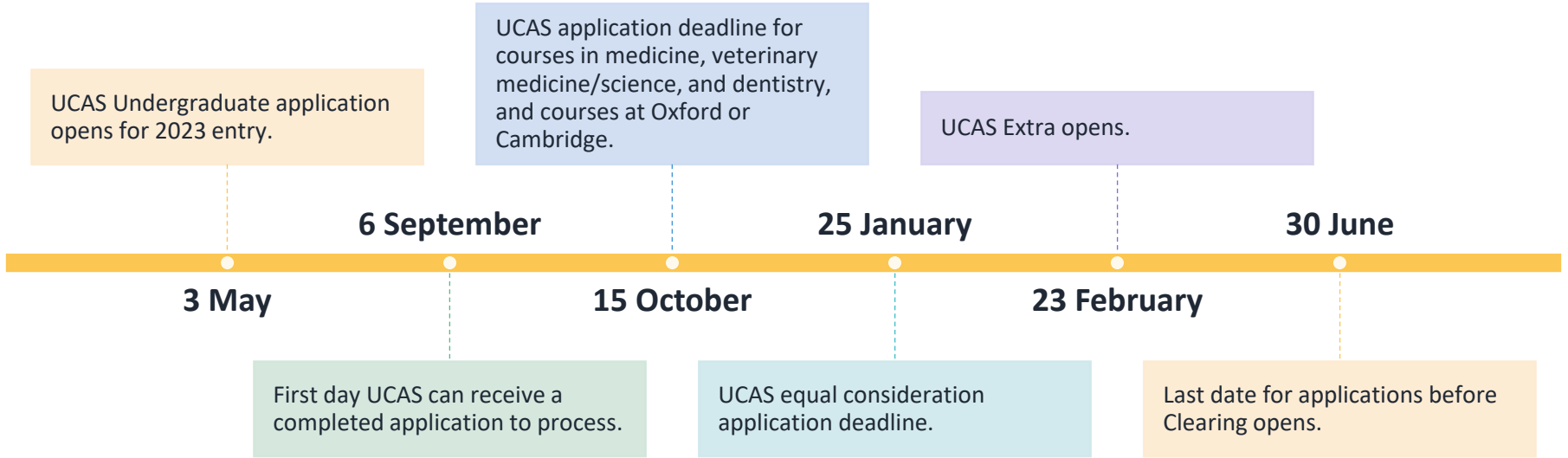
Choosing the right place for you

- **Style** – from traditional, with a focus on subject-based courses and research, to modern universities/colleges, with a greater focus on vocational courses.
- **Location** – some are in large cities, others in small towns, by the coast or in the countryside – it's all a major influence on the environment and lifestyle.
- **Size** – larger universities can have more than 20,000 students, whereas some of the smallest have only a few thousand.
- **Culture and facilities** – influenced by a range of factors, including the diversity of students who attend.
- **What graduates do** – all universities collect destination statistics; it can be useful to find out what jobs or further study students go on to.
- **Tuition fees** – can vary between universities and colleges; check if there are scholarships or bursaries available.
- **Living costs** – accommodation, transport, and food can vary enormously.

Choosing the right course for you

- What does the course cover?
- Courses with the same title may be very different.
- Look carefully at the core course content, and the range of optional studies/modules available.
- Which modules are the most interesting and relevant to your career aspirations?
- See if the course or university/college offers any internship, placement, or study abroad opportunities.
- How is the course taught – structured teaching, or more independent research? How many lectures are there, and how much group work will be done in seminars?
- How is the course assessed?

When to apply for 2023 entry



Key facts

- To start an application you need a **UCAS Hub account**.
- Register for a UCAS Hub account at any time.
- From **3 May 2022** you'll be able to **'Start'** your application in your UCAS Hub.
- You have up to **five choices**, unless applying to study medicine, veterinary, medicine/science, dentistry – then it's **four choices**.
- You **can't** apply to **BOTH** Oxford and Cambridge.
- Applying **costs** £22.50 for 1 choice, or £27 for multiple choices.
- Apply by the **equal consideration date**.
- Universities and colleges **can't see** your other choices when you apply.



Linking to a school

- If you're applying with the help of a school, college or centre you should enter their **'buzzword'** to link your application to them.
- The buzzword is a unique code set by your school, college or centre.
- By linking your application you're giving your school, college or centre permission to view and track your application.
- It also means they'll provide you with a reference, and send your application to UCAS on your behalf.

Are you applying from a school, college, or centre?

Yes No

Select Yes here.

START >

Application

Profile:

- Personal details
- Contact and residency details
- Nationality details
- Supporting information
- English language skills
- Finance and funding
- Diversity and inclusion*
- More about you

* (for students with a UK home address)

The screenshot displays a 'Profile' section with the following details:

- Personal details >**: Name, age, title, and gender. Status: Section complete (green bar).
- Contact & residency details >**: Address, email, telephone, and where you live. Status: Start this section (blue bar).
- Nationality details >**: Country and nationality details. Status: Start this section (blue bar).
- Supporting information >**: Status: Section in progress (blue bar).
- English language skills >**: Is English your first language? Status: Start this section (blue bar).
- Finance & funding >**: Tell us how you'll fund your study. Status: Section in progress (blue bar).
- Diversity & inclusion >**: Only shared with a provider once you have a place or your application is archived. Status: Start this section (blue bar).
- More about you >**: Tell us about any circumstances that you might need support for during your studies. Status: Start this section (blue bar).

Application

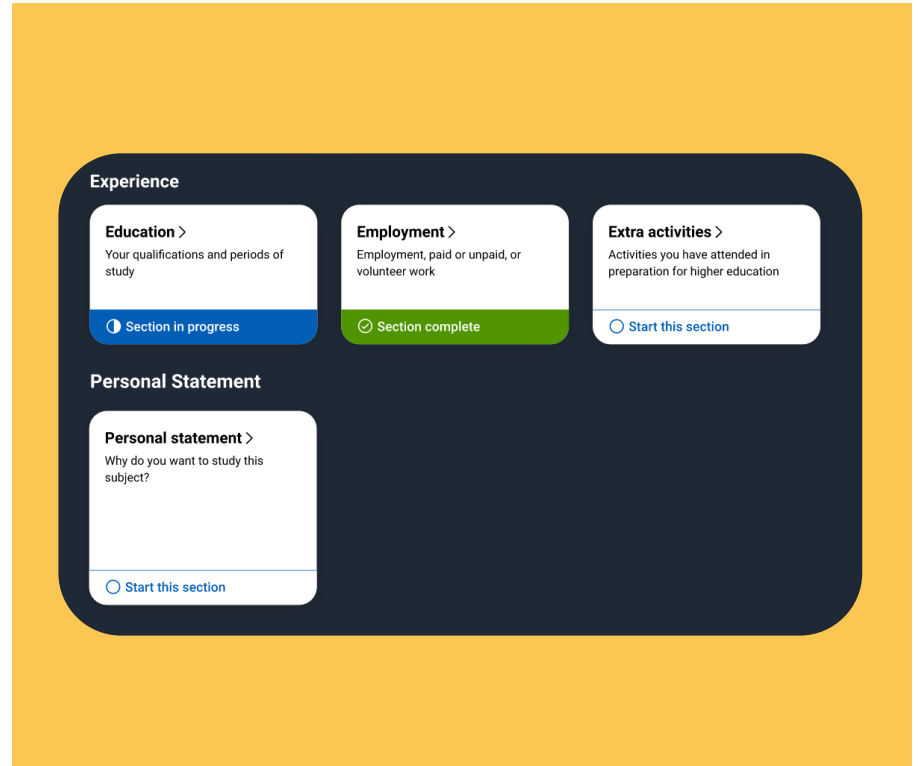
Experiences:

- Education
 - Employment
 - Extra activities*
-
- Personal statement
 - Reference**
 - Add choices – up to five

*(for students with a UK home address)

** (not visible for students linked to their school/college)

Security marking: **PUBLIC**



The personal statement



The only section you have full control over



Your only chance to market yourself as an individual



The same for all of your choices



A maximum of 4,000 characters, or 47 lines



A minimum of 1,000 characters



There isn't a spelling or grammar check



No formatting allowed

UCAS' similarity detection service:
every personal statement is run
through software to check for
plagiarism.

Start early

Include:

- academic achievements, past and present
- why you're interested in the subject area
- your knowledge of the subject area
- your enthusiasm to go beyond the syllabus
- what you enjoy about studying
- details of your independent study skills



Consider...

Universities and colleges will consider:

- Have you chosen the course for the right reasons?
- Can you achieve in a new learning environment?
- Do you have a range of interests and aptitudes?
- Do you have a depth of interest in the subject?
- Have you studied independently?
- Do you appear motivated and committed?
- Do you have good numeracy and literacy skills?



Decisions

Universities and colleges will review the:



personal statement



qualifications



reference

They may also ask for:



admissions test

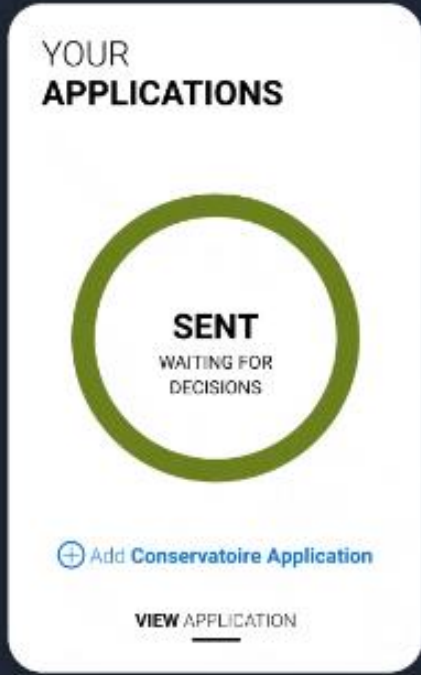


interview



portfolio/audition

Tracking your application



Head to your UCAS Hub to follow your application:

- follow its progress 24/7
- see your choices and personal information
- view your offers
- reply to offers online

You'll receive one of three decisions from your choices:

- unconditional offer
- conditional offer
- unsuccessful

Replies to offers

Once you have decisions on all your choices, you can choose two:

- One as a 'firm' acceptance – your first choice.
- The other as an 'insurance' acceptance. This acts as a back-up if you do not get into your 'firm' choice.

Any remaining offers must be declined.

Once all your decisions and replies have been made, if you are not holding an offer, you may be able to use Extra or Clearing to find available places.



Other options

Extra (23 Feb – 4 Jul)

- Used all five choices and had no offers.
- Add Extra choices for consideration one at a time.

Clearing (5 Jul – 17 Oct)

- Apply after 30 June, receive no offers, decline all offers, not met conditions.
- Find vacancies from 5 July and add a Clearing choice to your application.



UCAS

Additional help

UCAS Customer Experience Centre:

0371 468 0 468

From outside the UK:

+44 330 3330 230

Monday to Friday, 08:30 – 18:00 (UK time)

Stay up to date online at:

facebook.com/ucasonline

twitter.com/UCAS_online



Thank you

UCAS

